

2006 Product Catalog



201 Plantation Oak Drive
Thomasville, Georgia 31792
1-800-285-0689

www.weaveroptics.com

printed in USA | wc-2006

Copyright © 2006 Weaver Outdoor Optics. All rights reserved. S40-05056W



The Grand Slam®.

The award winning Weaver Grand Slam riflescopes compare to the best of the best — except for the price!

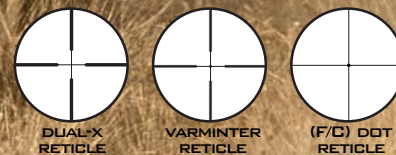
There's a New Predator on the Planet.

All Grand Slam scopes are equipped with the Micro-Trac® 4 point windage and elevation adjustment system — the best in the industry. Fully multi-coated lenses for unparalleled light transmission and edge-to-edge clarity help reduce glare and increase image brightness. Perfect for low light situations. Grand Slam scopes also feature a fast-focus eyepiece adjustment to quickly adjust the scope perfectly to your eye.



MODEL 800476

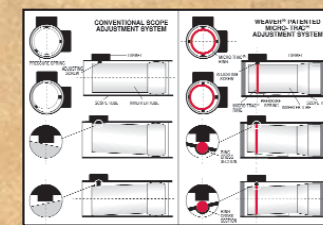
The Weaver SureGrip™ power rings and A/O rings help you find and adjust the scope's magnification and parallax, even with heavy hunting gloves. Finally, the Grand Slam's solid one-piece construction ensures the scope is waterproof, fogproof, and shockproof.



DUAL-X RETICLE

VARMINTER RETICLE

F/C DOT RETICLE



The Micro-Trac 4 Point System is designed with independent windage and elevation adjustment. In short, this allows you to adjust one without affecting the other. Most conventional adjustment systems use 2 adjusting screws and 1 biasing spring to adjust their erectors. Eventually, adjusting one screw too far will cause the spring to affect the adjustment of the other. In addition, most systems have the adjustment screws directly bearing down on the erector tube itself, whereas the Micro-Trac system bears down on a consistent point of contact providing unparalleled accuracy and repeatability.



MODEL 800475



MODEL 800471



MODEL 800473



MODEL 800590



MODEL 800469



MODEL 800472



MODEL 800474



MODEL 800589

MODEL	DESCRIPTION POWER, OBJECTIVE	FINISH	EXIT PUPIL IN MILLIMETERS	FIELD OF VIEW FEET @ 100 YDS	EYE RELIEF IN INCHES	LENGTH IN INCHES	CLICK VALUE (MOA) MINUTE OF ANGLE @ 100 YDS	ADJUSTMENT RANGE WINDAGE & ELEVATION	WEIGHT OUNCES	RETICLE
800471	1.5-5 x 32	Matte Black	17.4-6.2	71-21	3.25-3.25	10.25	1/4	120" w / 120" e	11.5oz	Dual-X
800472	4.75 x 40	Matte Black	7.7	20	3.25	11	1/4	120" w / 120" e	10.75oz	Dual-X
800473	3-10 x 40	Matte Black	12.6-4	35-11.3	3.5-3	11.875	1/4	70" w / 70" e	13oz	Dual-X
800588	3-10 x 40	Silver Matte	12.6-4	35-11.3	3.5-3	11.875	1/4	70" w / 70" e	13oz	Dual-X
800474	3.5-10 x 50	Matte Black	11.5-4.5	23.6-10.91	3.5-3.125	12.75	1/4	65" w / 65" e	11b 0.3oz	Dual-X
800589	3.5-10 x 50	Silver Matte	11.5-4.5	23.6-10.91	3.5-3.125	12.75	1/4	65" w / 65" e	11b 0.3oz	Dual-X

MODEL	DESCRIPTION POWER, OBJECTIVE	FINISH	EXIT PUPIL IN MILLIMETERS	FIELD OF VIEW FEET @ 100 YDS	EYE RELIEF IN INCHES	LENGTH IN INCHES	CLICK VALUE (MOA) MINUTE OF ANGLE @ 100 YDS	MOVEMENT RANGE WINDAGE & ELEVATION	WEIGHT OUNCES	RETICLE
800475	4.5-14 x 40 A/O	Matte Black	8.8-2.6	22.5-10.5	3.5-3	14.25	1/4	50" w / 50" e	11b 1.5oz	Dual-X
800590	4.5-14 x 40 A/O	Silver Matte	8.8-2.6	22.5-10.5	3.5-3	14.25	1/4	50" w / 50" e	11b 1.5oz	Dual-X
800469	6-20 x 40 A/O	Matte Black	6.6-2	16.5-5.25	3-2.75	14.25	1/8	40" w / 40" e	11b 1.75oz	Varminter
800591	6-20 x 40 A/O	Silver Matte	6.6-2	16.5-5.25	3-2.75	14.25	1/8	40" w / 40" e	11b 1.75oz	Varminter
800476	6-20 x 40 A/O	Matte Black	6.6-2	16.5-5.25	3-2.75	14.25	1/8	40" w / 40" e	11b 1.75oz	F/C Dot
800592	6-20 x 40 A/O	Silver Matte	6.6-2	16.5-5.25	3-2.75	14.25	1/8	40" w / 40" e	11b 1.75oz	F/C Dot

Classic™ V Series

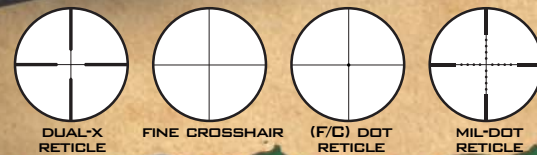
The variable power of the V-Series scopes make up for the surprises wild game can throw at you. On low power, the field of view is as wide as possible to help you locate game, while high power brings them in closer for the shot.

Variability for Nature's Unpredictability.



Model 849410

V-Series eye relief is long and forgiving, so hunters can spend those first precious seconds adjusting the scope, instead of their head position. All V-series scopes feature fully multi-coated lenses to enhance light transmission and give you edge-to-edge clarity. Their solid one-piece construction makes them waterproof, fogproof and shockproof. Each one is designed to be a reliable shooting partner for years to come.



DUAL-X RETICLE

FINE CROSSHAIR

(F/C) DOT RETICLE

MIL-DOT RETICLE



MODEL 849404



MODEL 849406



MODEL 849400

MODEL	DESCRIPTION POWER, OBJECTIVE	FINISH	EXIT PUPIL IN MILLIMETERS	FIELD OF VIEW FEET @ 100 YDS	EYE RELIEF IN INCHES	LENGTH IN INCHES	CLICK VALUE (MOA) MINUTE OF ANGLE @ 100 YDS	ADJUSTMENT RANGE WINDAGE & ELEVATION	WEIGHT OUNCES	RETICLE	MODEL	DESCRIPTION POWER, OBJECTIVE	FINISH	EXIT PUPIL IN MILLIMETERS	FIELD OF VIEW FEET @ 100 YDS	EYE RELIEF IN INCHES	LENGTH IN INCHES	CLICK VALUE (MOA) MINUTE OF ANGLE @ 100 YDS	ADJUSTMENT RANGE WINDAGE & ELEVATION	WEIGHT OUNCES	RETICLE
V-24 849411	6-24 x 42 A/O	Matte Black	7-1.175	15.7-4.36	3.125-3.125	14.125	1/8	35" w / 35" e	11b 1.6oz	Varminter	V-10 849406	2-10 x 38	Silver	19-3.8	38-9.6	3.25-3	12.5	1/4	70" w / 70" e	11oz	Dual-X
V-24 849412	6-24 x 42 A/O	Matte Black	7-1.175	15.7-4.36	3.125-3.125	14.125	1/8	35" w / 35" e	11b 1.6oz	Mil-Dot	V-10 849407	2-10 x 50	Matte Black	12-5.0	37.4-9.1	3.25-3	13.75	1/4	70" w / 70" e	15.5oz	Dual-X
V-16 849408	4-16 x 42 A/O	Matte Black	10.5-2.63	24.4-6.98	3.125-3	14	1/4	50" w / 50" e	11b.75oz	Dual-X	V-9 849401	3-9 x 38	Gloss Black	12.67-4.2	34-11.35	3.25-3	12.25	1/4	70" w / 70" e	11.25oz	Dual-X
V-16 849409	4-16 x 42 A/O	Matte Black	10.5-2.63	24.4-6.98	3.125-3	14	1/4	50" w / 50" e	11b.75oz	F/C	V-9 849402	3-9 x 38	Matte Black	12.67-4.2	34-11.35	3.25-3	12.25	1/4	70" w / 70" e	11.25oz	Dual-X
V-16 849410	4-16 x 42 A/O	Matte Black	10.5-2.63	24.4-6.98	3.125-3	14	1/4	50" w / 50" e	11b.75oz	F/C Dot	V-9 849403	3-9 x 50	Matte Black	10.5-5	28.5-9.75	3.25-3	13.25	1/4	70" w / 70" e	15.5oz	Dual-X
V-10 849404	2-10 x 38	Gloss Black	19-3.8	38-9.6	3.25-3	12.5	1/4	70" w / 70" e	11oz	Dual-X	V-9 849403	3-9 x 50	Matte Black	10.5-5	28.5-9.75	3.25-3	13.25	1/4	70" w / 70" e	15.5oz	Dual-X
V-10 849405	2-10 x 38	Matte Black	19-3.8	38-9.6	3.25-3	12.5	1/4	70" w / 70" e	11oz	Dual-X	V-7 849399	2-7 x 32	Matte Black	15-4.6	45-15	4.5-3.5	10.875	1/4	70" w / 70" e	10oz	Dual-X
											V-3 849400	1-3 x 20	Matte Black	15-6.6	87-30.75	3.125-3.125	9.125	1/4	120" w / 120" e	8.5oz	Dual-X

Classic™ Handgun

Classic handgun scopes maintain accuracy, clarity and reliability under the jarring recoil of today's most powerful handguns.

Accuracy most Shooters can only Dream of.

Solid one-piece tubes keep lenses locked in perfect alignment, shot after shot. Fully multi-coated lenses cut glare and increase brightness for a clear, crisp image all the way to the edges of the scope. Weaver Classic handgun scopes also provide an impressive 14 to 29 inches of eye relief.



MODEL 849426



DUAL-X
RETICLE

Classic™ Shotgun

Classic shotgun scopes feature durable one-piece tube construction, fully multi-coated lenses and long eye relief to make this the perfect scope for your favorite shotgun.

Classic handgun and shotgun scopes are set parallax free at 50 yards.



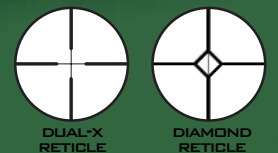
MODEL 849427



MODEL 849428



MODEL 849421



DUAL-X
RETICLE

DIAMOND
RETICLE

MODEL	DESCRIPTION POWER, OBJECTIVE	FINISH	EXIT PUPIL IN MILLIMETERS	FIELD OF VIEW FEET @100 YDS	EYE RELIEF IN INCHES	LENGTH IN INCHES	CLICK VALUE (MOA) MINUTE OF ANGLE @100 YDS	ADJUSTMENT RANGE WINDAGE & ELEVATION	WEIGHT OUNCES	RETICLE
849427 Pistol	1.5 - 4 x 20	Gloss Black	13.33-5.5	15.5-6.5	14-22/11.5-16	9	1/4	60" w / 60" e	8.2oz	Dual-X
849428 Pistol	2.5 - 8 x 28	Gloss Black	11.2-3.5	12.2-3.9	16-24/12-16	9.375	1/4	70" w / 70" e	9.1oz	Dual-X
849429 Pistol	2.5-8 x 28	Matte Black	11.2-3.5	12.2-3.9	16-24/12-16	9.375	1/4	70" w / 70" e	9.1oz	Dual-X
849446 Pistol	2.5-8 x 28	Silver	11.2-3.5	12.2-3.9	16-24/12-16	9.375	1/4	70" w / 70" e	9.1oz	Dual-X
849423 Pistol	2 x 28	Gloss Black	16	21	14-29	8.375	1/4	120" w / 120" e	6.7oz	Dual-X
849424 Pistol	2 x 28	Silver	16	21	14-29	8.375	1/4	120" w / 120" e	6.7oz	Dual-X

MODEL	DESCRIPTION POWER, OBJECTIVE	FINISH	EXIT PUPIL IN MILLIMETERS	FIELD OF VIEW FEET @100 YDS	EYE RELIEF IN INCHES	LENGTH IN INCHES	CLICK VALUE (MOA) MINUTE OF ANGLE @100 YDS	ADJUSTMENT RANGE WINDAGE & ELEVATION	WEIGHT OUNCES	RETICLE
849425 Pistol	4 x 28	Gloss Black	7	8.29	12-18	8.5	1/4	100" w / 100" e	6.4oz	Dual-X
849426 Pistol	4 x 28	Silver	7	8.29	12-18	8.5	1/4	100" w / 100" e	6.4oz	Dual-X
SHOTGUN										
849421 Shotgun	4 x 32	Matte Black	8	22.25	3.5	9.5	1/4	120" w / 120" e	8.7oz	Dual-X
849422 Shotgun	1.5 - 5 x 32	Matte Black	16-6.4	62-18.5	4.25-3.375	10.375	1/4	120" w / 120" e	10oz	Diamond

Classic™ K-Series

Our K-Series scopes are monuments to durability and affordability. These fixed scopes can take the punishment of heavy recoil conditions season after season.

Fixed Power for Shooters that like Simplicity.

Fully multi-coated lenses improve image brightness and reduce glare. A one-piece, aircraft-grade aluminum tube holds the lenses in perfect alignment. They're waterproof, fogproof and shockproof.



MODEL 849417

Classic™ Rimfire

Rimfire scopes feature rugged, sturdy one-piece aluminum construction, fully multi-coated lenses, and are waterproof, fogproof and shockproof.



DUAL-X RETICLE



MODEL 849413



MODEL 849416



MODEL 849415



MODEL 849431

Classic rimfire scopes are set parallax free at 50 yards.

MODEL	DESCRIPTION POWER, OBJECTIVE	FINISH	EXIT PUPIL IN MILLIMETERS	FIELD OF VIEW FEET @ 100 YDS	EYE RELIEF IN INCHES	LENGTH IN INCHES	CLICK VALUE (MOA) MINUTE OF ANGLE @ 100 YDS	MOVEMENT RANGE WINDAGE & ELEVATION	WEIGHT OUNCES	RETICLE
849413	K-2.5 2.5 x 20	Gloss Black	8	36.8	4	9.625	1/4	120" w / 120" e	7.1oz	Dual-X
849414	K-4 4 x 38	Gloss Black	9.5	23.1	3.25	11.5	1/4	120" w / 120" e	9.9oz	Dual-X
849415	K-4 4 x 38	Matte Black	9.5	23.1	3.25	11.5	1/4	120" w / 120" e	9.9oz	Dual-X
849416	K-6 6 x 38	Gloss Black	6.3	18.4	3.25	11.625	1/4	80" w / 80" e	9.8oz	Dual-X
849418	K-6 6 x 38	Matte Black	6.3	18.4	3.25	11.625	1/4	80" w / 80" e	9.8oz	Dual-X
849986	K-6 6 x 28	Matte Black	6.3	12	4.625	8.9	1/4	80" w / 80" e	8.25oz	Dual-X

MODEL	DESCRIPTION POWER, OBJECTIVE	FINISH	EXIT PUPIL IN MILLIMETERS	FIELD OF VIEW FEET @ 100 YDS	EYE RELIEF IN INCHES	LENGTH IN INCHES	CLICK VALUE (MOA) MINUTE OF ANGLE @ 100 YDS	MOVEMENT RANGE WINDAGE & ELEVATION	WEIGHT OUNCES	RETICLE
849417	KT-15 15 x 42 A/O	Black Gloss	2.8	7.4	3	13.25	1/4	60" w / 60" e	8.5oz	Dual-X
RIMFIRE										
849398	RV-9 3 - 9 x 32 A/O	Black Matte	10.6-3.5	37-13	3.7-3.3	11.25	1/4	60" w / 60" e	12oz	Dual-X
849430	RV-4 4 x 28	Black Matte	7	21.8	3.25	10.25	1/4	80" w / 80" e	8.5oz	Dual-X
849431	RV-7 2.5 - 7 x 28	Black Matte	11.2-4	41.25-15.7	3.7-3.3	11.5	1/4	80" w / 80" e	9.75oz	Dual-X
849432	RV-7 2.5 - 7 x 28	Silver	11.2-4	41.25-15.7	3.7-3.3	11.5	1/4	80" w / 80" e	9.75oz	Dual-X

Grand Slam® Binoculars

The quality of the Grand Slam riflescopes in a full size and compact binocular! Both binoculars feature phase-coated roof prisms. Fully multi-coated lenses and phase-coated prisms provide you with bright, sharp, and glare-free images. In fact, light transmission is so superior that your Grand Slam binoculars are usable in that extra half hour before dawn and after dusk. All Grand Slam models are nitrogen gas purged to make them waterproof and fogproof in the most rugged outdoor conditions. Pop-up eyecups help provide a full field of view, even for eyeglass wearers. Durable rubber armor provides protection against hard knocks as well as a sure grip. All Grand Slam binoculars come with a durable, high-quality case and strap.

- 849627 7 x 42mm Matte Black Rubber
- 849628 10 x 42mm Matte Black Rubber
- 849625 8 x 25mm Matte Black Rubber
- 849626 10 x 25mm Matte Black Rubber



MODEL 849627

MODEL 849626

MODEL	DESCRIPTION	OBJECT LENS DIA. -MM	FIELD OF VIEW IN FEET @ 1000YDS	WEIGHT OUNCES	OVERALL HEIGHT INCHES	EXIT PUPIL RANGE IN VARIABLE MM	EYE RELIEF IN MM	OVERALL LENGTH INCHES	WIDTH INCHES	FINISH	PRISM
849627	7 x 42	420	31	6.25	6	20	5.125	2.125	2.125	Black Rubber	Roof
849628	10 x 42	341	31	6	4.2	17	5.125	2.125	2.125	Black Rubber	Roof
849625	8 X 25	272	12.2	4.3	2.88	18.5	4.25	1.46	1.46	Black Rubber	Roof
849626	10 X 25	250	12.35	4.3	2.4	17	4.25	1.46	1.46	Black Rubber	Roof

Digital Nightview™ Monocular

The Weaver NightView is a new digital compact monocular that takes night viewing to a new level. It offers product features and performance found only in high-end Gen 3 and Gen 4 devices. Unlike competing models which utilize image intensifiers, the new Weaver NightView is built on digital imaging technology which yields a far crisper image with clear contrast and detail-rich display. The Weaver NightView design ensures the user can go unnoticed because the image is displayed through the eyepiece. NightView can be attached to any standard tripod and connected to a monitor or camcorder for surveillance purposes.

849397 NightView Digital Night Monocular, Matte Black



MODEL 849397

- **Targeted Illumination:** Tight illuminator dispersion on target yields a crisper, more refined image versus the wide spray illumination effect of competing models.
- **Includes Three High-Quality Light Filters:**
 - Green: Provides the greatest image contrast and detail
 - Red: Preserves your night vision
 - Neutral: Minimizes amount of light to the eye
- **Easy-to-use:** Can be easily operated with one hand.
- **AC Adapter Included.**



Green Filter

Red Filter


Neutral Filter

MODEL	MAGNIFICATION	OBJECTIVE LENS	RESOLUTION PIXELS	LENGTH INCHES	WIDTH INCHES	HEIGHT INCHES	WEIGHT OUNCES	BATTERY (NOT INCLUDED)	BATTERY LIFE (CONTINUOUS)
849397	1.5X/3X	12mm F/1.4	400 X 225	7.2	2.2	2.9	9.3	6AA	3 HOURS

ETX[®] Spotting Scopes

The ETX is one of the finest spotting scopes ever developed. Astronomical-quality optics provide incredible detail at any distance. See bullet impact on your target at long distances without straining your eyes, explore the subtleties of a bird's feather at 50 yards, read license plates more than half a mile away. The light gathering ability of the big 90mm and huge 125mm objective lenses even produce clear images in low light situations. The ETX spotters are camera adaptable with optional T-mount to reveal distant photographic detail far beyond the capabilities of standard focal length lenses and without the physical inconvenience of typical long lenses.

849841 ETX-90 90mm Spotting Scope
849842 ETX-125 125mm Spotting Scope



Fully multi-coated precision ground lenses provide astonishing images at greater distances.

Tripod not included.

MODEL	DESCRIPTION OBJECT LENS DIA. -MM	FIELD OF VIEW IN FEET @ 1000YDS	WEIGHT OUNCES	OVERALL HEIGHT INCHES	EXIT PUPIL RANGE IN VARIABLE MM	EYE RELIEF IN MM	OVERALL LENGTH INCHES	WIDTH INCHES	FINISH
849841	48 X 90	N/A	7Lb 8oz	8.5	N/A	N/A	15	7.3	Black/Green
849842	73 X 125	N/A	15Lb 2oz	10.8	N/A	N/A	19	8.9	Black/Green

Classic[™] Spotting Scopes

The Classic Spotting Scope is made for rugged exposure — it's waterproof and rubber armored. Fully multi-coated lenses reduce glare and increase image brightness. A wide angle eyepiece lets you see a full field of view, even with glasses on.

849437 20 x 50mm Matte Black Rubber
849438 15-40 x 60mm Matte Black Rubber



Tripod included.

MODEL	DESCRIPTION OBJECT LENS DIA. -MM	FIELD OF VIEW IN FEET @ 1000YDS	WEIGHT OUNCES	OVERALL HEIGHT INCHES	EXIT PUPIL RANGE IN VARIABLE MM	EYE RELIEF IN MM	OVERALL LENGTH INCHES	WIDTH INCHES	FINISH	PRISM
849437	20 X 50	122.2	1Lb 3.6oz	2.2	2.5	17	10.375	2.375	Black Rubber	Roof
849438	15-40 X 60	122.2-69.8	1Lb 10.1oz	2.6	4-1.5	17	12.5	2.875	Black Rubber	Roof